

Take the Lead

Ice Cube Machine

Self-Contained Type

Modular Type

Flake Ice & Nugget Ice Machine

Remote Condenser Ice Machine

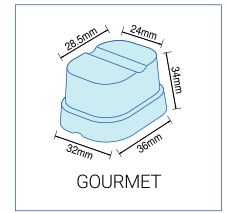
Storage Bin Options

Ice Dispenser

Snow Flake Ice Machine



SELF-CONTAINED TYPE



A25B15

MODEL	STORAGE CAPACITY		DIMENSION (WxDxH)		WEIGHT (NET)		ICE SHAPE
	kg	lb	mm	inch	kg	lb	
A25B15	12	26	380 x 640 x 857	15 x 26 x 34	47	104	GOURMET
CONDENSER	ELECTRICAL OPTIONS		POWER CONSUMPTION	Air / Water 21°C(70°F) / 10°C(50°F)	Air / Water 32°C(90°F) / 21°C(70°F)		
Air Cooled Front air In & Out	115V/60Hz/1Ph 208~230V/60Hz/1Ph 220~240V/50Hz/1Ph		500W	31Kg (68.34lbs)	27Kg (59.52lbs)		



SCI-035

MODEL	STORAGE CAPACITY		DIMENSION (WxDxH)		WEIGHT (NET)		ICE SHAPE
	kg	lb	mm	inch	kg	lb	
SCI-035	13	29	407 x 463 x 770	16 x 18 x 31	39	85	GOURMET
CONDENSER	ELECTRICAL OPTIONS		POWER CONSUMPTION	Air / Water 21°C(70°F) / 10°C(50°F)	Air / Water 32°C(90°F) / 21°C(70°F)		
Air Cooled	115V/60Hz/1Ph 208~230V/60Hz/1Ph 220~240V/50Hz/1Ph		450W	36Kg (79.36lbs)	26Kg (57.32lbs)		



SCI-050

MODEL	STORAGE CAPACITY		DIMENSION (WxDxH)		WEIGHT (NET)		ICE SHAPE
	kg	lb	mm	inch	kg	lb	
SCI-050	25	55	524 x 642 x 908	21 x 26 x 36	51	111	GOURMET
CONDENSER	ELECTRICAL OPTIONS		POWER CONSUMPTION	Air / Water 21°C(70°F) / 10°C(50°F)	Air / Water 32°C(90°F) / 21°C(70°F)		
Air Cooled	115V/60Hz/1Ph 208~230V/60Hz/1Ph 220~240V/50Hz/1Ph		800W	58Kg (127.86lbs)	43Kg (94.79lbs)		



SCI-090

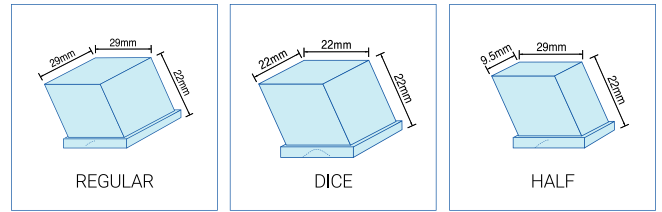
MODEL	STORAGE CAPACITY		DIMENSION (WxDxH)		WEIGHT (NET)		ICE SHAPE
	kg	lb	mm	inch	kg	lb	
SCI-090	55	122	754 x 655 x 1133	30 x 26 x 45	85	187	GOURMET
CONDENSER	ELECTRICAL OPTIONS		POWER CONSUMPTION	Air / Water 21°C(70°F) / 10°C(50°F)	Air / Water 32°C(90°F) / 21°C(70°F)		
Air Cooled	115V/60Hz/1Ph 208~230V/60Hz/1Ph 220~240V/50Hz/1Ph		1100W	97Kg (213.84lbs)	79Kg (174.16lbs)		



SCI-120A

MODEL	STORAGE CAPACITY		DIMENSION (WxDxH)		WEIGHT (NET)		ICE SHAPE
	kg	lb	mm	inch	kg	lb	
SCI-120A	55	122	755 x 646 x 1137	30 x 26 x 45	89	196	GOURMET
CONDENSER	ELECTRICAL OPTIONS		POWER CONSUMPTION	Air / Water 21°C(70°F) / 10°C(50°F)	Air / Water 32°C(90°F) / 21°C(70°F)		
Air Cooled	115V/60Hz/1Ph 208~230V/60Hz/1Ph 220~240V/50Hz/1Ph		1400W	112Kg (246.91lbs)	95Kg (209.43lbs)		

SELF-CONTAINED TYPE



ICI-050V(H)(F)

MODEL	STORAGE CAPACITY		DIMENSION (WxDxH)		WEIGHT (NET)		ICE SHAPE
	kg	lb	mm	inch	kg	lb	
ICI-050V(F)	12	27	520 x 567 x 855	21 x 23 x 34	51	112	DICE
ICI-050VH(F)							HALF
CONDENSER	ELECTRICAL OPTIONS		POWER CONSUMPTION	Air / Water 21°C(70°F) / 10°C(50°F)	Air / Water 32°C(90°F) / 21°C(70°F)		
Air Cooled Front air In & Out	115V/60Hz/1Ph 208~230V/60Hz/1Ph 220~240V/50Hz/1Ph		500W		54Kg (119.04lbs) – DICE 55kg (121.25lbs) - HALF		42Kg (92.59lbs) – DICE 44kg (97lbs) - HALF

* F : Optional Carbon Water Filter



ICI-120VAD(H)S

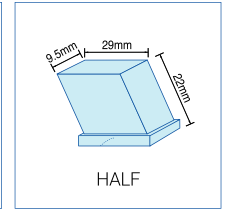
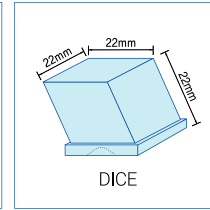
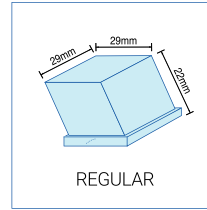
MODEL	STORAGE CAPACITY		DIMENSION (WxDxH)		WEIGHT (NET)		ICE SHAPE
	kg	lb	mm	inch	kg	lb	
ICI-120VADS	35	77	660 x 694 x 963	26 x 28 x 38	73	161	DICE
ICI-120VAHS							HALF
CONDENSER	ELECTRICAL OPTIONS		POWER CONSUMPTION	Air / Water 21°C(70°F) / 10°C(50°F)	Air / Water 32°C(90°F) / 21°C(70°F)		
Air Cooled	208~230V/60Hz/1Ph 220~240V/50Hz/1Ph		480W 550W		119Kg (262.35lbs)		89Kg (196.21lbs)



ICI-120VAD(H)L

MODEL	STORAGE CAPACITY		DIMENSION (WxDxH)		WEIGHT (NET)		ICE SHAPE
	kg	lb	mm	inch	kg	lb	
ICI-120VADL	60	133	660 x 694 x 1113	26 x 28 x 44	78	172	DICE
ICI-120VAHL							HALF
CONDENSER	ELECTRICAL OPTIONS		POWER CONSUMPTION	Air / Water 21°C(70°F) / 10°C(50°F)	Air / Water 32°C(90°F) / 21°C(70°F)		
Air Cooled	208~230V/60Hz/1Ph 220~240V/50Hz/1Ph		480W 550W		119Kg (262.35lbs)		89Kg (196.21lbs)

MODULAR TYPE



IM-220AD(H)



MODEL	STORAGE CAPACITY		DIMENSION (WxDxH)		WEIGHT (NET)		ICE SHAPE
	kg	lb	mm	inch	kg	lb	
IM-220AD	Storage Bin Option IBS-210/IBS-212 (100kg/221lbs)(120kg/265lbs)		560 x 630 x 573	22 x 24.8 x 22.6	65	143	DICE
IM-220AH							HALF
CONDENSER	ELECTRICAL OPTIONS	POWER CONSUMPTION	Air / Water 21°C(70°F) /10°C(50°F)		Air / Water 32°C(90°F) /21°C(70°F)		
Air Cooled	115V/60Hz/1Ph 208~230V/60Hz/1Ph 220~240V/50Hz/1Ph	700W	201Kg (443lbs)		148Kg (326lbs)		

IM-260AD(H, R)



MODEL	STORAGE CAPACITY		DIMENSION (WxDxH)		WEIGHT (NET)		ICE SHAPE
	kg	lb	mm	inch	kg	lb	
IM-260AR	Storage Bin Option IBS-316/IBS-320 (160kg/353lbs)(200kg/441lbs)		762 x 630 x 573	30 x 24.8 x 22.6	79	174	REGULAR
IM-260AD							DICE
IM-260AH							HALF
CONDENSER	ELECTRICAL OPTIONS	POWER CONSUMPTION	Air / Water 21°C(70°F) /10°C(50°F)		Air / Water 32°C(90°F) /21°C(70°F)		
Air Cooled	115V/60Hz/1Ph 208~230V/60Hz/1Ph 220~240V/50Hz/1Ph	1000W	272Kg (600lbs)		215Kg (474lbs)		

IM-350AD(H, R)



MODEL	STORAGE CAPACITY		DIMENSION (WxDxH)		WEIGHT (NET)		ICE SHAPE
	kg	lb	mm	inch	kg	lb	
IM-350AR	Storage Bin Option IBS-316/IBS-320 (160kg/353lbs)(200kg/441lbs)		762 x 630 x 573	30 x 24.8 x 22.6	85	187	REGULAR
IM-350AD							DICE
IM-350AH							HALF
CONDENSER	ELECTRICAL OPTIONS	POWER CONSUMPTION	Air / Water 21°C(70°F) /10°C(50°F)		Air / Water 32°C(90°F) /21°C(70°F)		
Air Cooled	208~230V/60Hz/1Ph 220~240V/50Hz/1Ph	1590W	324Kg (714lbs)		236Kg (520lbs)		

IM-500AD(H, R)



MODEL	STORAGE CAPACITY		DIMENSION (WxDxH)		WEIGHT (NET)		ICE SHAPE
	kg	lb	mm	inch	kg	lb	
IM-500AR	Storage Bin Option IBS-316/IBS-320 (160kg/353lbs)(200kg/441lbs)		762 x 630 x 770	30 x 24.8 x 30.3	105	231	REGULAR
IM-500AD							DICE
IM-500AH							HALF
CONDENSER	ELECTRICAL OPTIONS	POWER CONSUMPTION	Air / Water 21°C(70°F) /10°C(50°F)		Air / Water 32°C(90°F) /21°C(70°F)		
Air Cooled	208~230V/60Hz/1Ph 220~240V/50Hz/1Ph	1839W	501Kg (1105lbs)		396Kg (873lbs)		

STORAGE BIN OPTIONS



IBS-210

MODEL	APPLICABLE		STORAGE CAPACITY		DIMENSION (WxDxH)		WEIGHT	
	kg	lb	kg	lb	mm	inch	kg	lb
IBS-210	IM-220AD(H) IFI-770F(N)		100	220	568 x 870 x 869 (Without legs)	22 x 34 x 34 (Without legs)	35	77



IBS-212

MODEL	APPLICABLE		STORAGE CAPACITY		DIMENSION (WxDxH)		WEIGHT	
	kg	lb	kg	lb	mm	inch	kg	lb
IBS-212	IM-220AD(H) IFI-770F(N)		120	265	568 x 870 x 969 (Without legs)	22 x 34 x 38 (Without legs)	45	99



IBS-316

MODEL	APPLICABLE		STORAGE CAPACITY		DIMENSION (WxDxH)		WEIGHT	
	kg	lb	kg	lb	mm	inch	kg	lb
IBS-316	IM-260AD(H, R) IM-350AD(H, R) IM-500AD(H, R) IM-500RD(H, R)		160	353	768 x 870 x 969 (Without legs)	30 x 34 x 38 (Without legs)	55	121



IBS-320

MODEL	APPLICABLE		STORAGE CAPACITY		DIMENSION (WxDxH)		WEIGHT	
	kg	lb	kg	lb	mm	inch	kg	lb
IBS-320	IM-260AD(H, R) IM-350AD(H, R) IM-500AD(H, R) IM-500RD(H, R)		200	441	768 x 870 x 1169 (Without legs)	30 x 34 x 46 (Without legs)	65	143

FLAKE ICE & NUGGET ICE MACHINE

- ✓ 22" SLIM DESIGN
- ✓ ADOPTED SLEEVE BEARING FOR HYGIENE IMPROVEMENT
- ✓ SELECTABLE CHOICE - FLAKE OR NUGGET TYPE



FLAKE CUTTER



NUGGET CUTTER



FLAKE EXTRUDING HEAD



NUGGET EXTRUDING HEAD



IFI-770F(N)



FLAKE TYPE



NUGGET TYPE

IFI-770F(N)

MODEL	STORAGE CAPACITY		DIMENSION (WxDxH)		WEIGHT(NET)		ICE SHAPE	
	kg	lb	mm	inch	kg	lb	Optional	
IFI-770F(N)	Storage Bin Option IBS-210(100kg/221lbs)/IBS-212(120kg/265lbs)		560 x 645 x 660	22 x 25 x 26	83	183	FLAKE	NUGGET
CONDENSER	ELECTRICAL OPTIONS	POWER CONSUMPTION	Air / Water 21°C(70°F) / 10°C(50°F)			Air / Water 32°C(90°F) / 21°C(70°F)		
Air Cooled	115V/60Hz/1Ph 208~230V/60Hz/1Ph 220~240V/50Hz/1Ph	1200W	330Kg (727.52lbs) – FLAKE 314Kg (692.25lbs) – NUGGET			290Kg (639.34lbs) – FLAKE 288Kg (634.93lbs) – NUGGET		

REMOTE CONDENSER ICE MACHINE



TUBE-IN

1/2" / 6m / 3kg (6.6lbs)



TUBE-OUT

3/8" / 6m / 3kg (6.6lbs)

** Please note that the tubes are option.*



IM-500R

IM-500RD



IM-500RD(H, R) / IM-500R

MODEL	STORAGE CAPACITY		DIMENSION (WxDxH)		WEIGHT(NET)		ICE SHAPE
	kg	lb	mm	inch	kg	lb	
IM-500RR	Storage Bin Option IBS-316/IBS-320 (160kg/353lbs)(200kg/441lbs)		762 x 630 x 770	30 x 24.8 x 30.3	93	205	REGULAR
IM-500RD							DICE
IM-500RH							HALF
CONDENSER	ELECTRICAL OPTIONS	POWER CONSUMPTION	Air / Water 21°C(70°F) / 10°C(50°F)			Air / Water 32°C(90°F) / 21°C(70°F)	
REMOTE	208~230V/60Hz/1Ph 220~240V/50Hz/1Ph	1800W	501Kg (1105lbs)			396Kg (873lbs)	
MODEL	DESCRIPTION	DISTADISTANCE(MAX.)NCE(MAX.)	DIMENSION (WxDxH)		WEIGHT(NET)		
			mm	inch	kg	lb	
IM-500R	IM-500RD(H, R) REMOTE CONDENSER	30M	574 x 898 x 688	23 x 35 x 27	35	76	

DISPENSER ICE MACHINE

NEW



ID-150AN

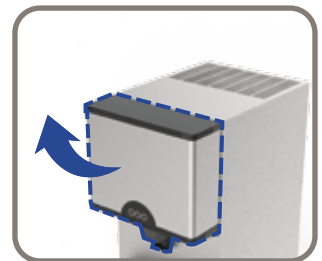


BUILT-In type.
- Air ventilation on the top.

THREE MODES available.
- ICE/WATER/ICE & WATER selectable by touch buttons.



Optics Serving Antibacterial System
- Sterilize dispense chute and lever to remove possibility of contamination.
Translucent material for chute



Swing Type Front Door
- Door Open in front.

ID-150AN

MODEL	STORAGE CAPACITY		DIMENSION (WxDxH)		WEIGHT		ICE SHAPE
	kg	lb	mm	inch	kg	lb	
ID-150AN	5	11	421 x 635 x 710(810)	16.5 x 25 x 28(31.8)	65	143	NUGGET
CONDENSER	ELECTRICAL OPTIONS	POWER CONSUMPTION	Air / Water 21°C(70°F) / 10°C(50°F)		Air / Water 32°C(90°F) / 21°C(70°F)		
Air Cooled	115V/60Hz/1Ph 208~230V/60Hz/1Ph 220~240V/50Hz/1Ph	620W	140Kg (309lbs)		110Kg (243lbs)		

※ Design and Specification are subject to change without notice.

SNOW FLAKE ICE MACHINE

- ✓ ADOPTED SOFT ICE CREAM TECHNOLOGY TO ICE MACHINE
- ✓ BEST DESIGN FOR HYGIENE IMPROVEMENT & EASY MAINTENANCE
- ✓ WORLD STANDARD OF SNOW FLAKE ICE MACHINE



IIS-320SA

MODEL	PRODUCTION CAPACITY (MILK)		PRODUCTION CAPACITY (WATER)		STORAGE CAPACITY		DIMENSION (WxDxH)	
	kg	lb	kg	lb	liter	gal	mm	inch
IIS-320SA	500	1091	320	705	53	14	520 x 745 x 1405	21 x 30 x 56
CONDENSER	ELECTRICAL OPTIONS		POWER CONSUMPTION		WEIGHT		PRODUCTION CAPACITY (WATER)	
					kg	lb	21°C(70°F) /10°C(50°F)	32°C(90°F) /21°C(70°F)
Air Cooled	208~230V/60Hz/1Ph		1980W (Max)		140	309	320Kg (705lbs)	287Kg (633lbs)
	220~240V/50Hz/1Ph		1840W (Max)		152	335		
TEMPERATURE CONDITION			REFRIGERATION TEMPERATURE			REFRIGERANT		
Air(°C)		Water(°C)	MIX HOPPER(°C)		BIN STORAGE(°C)		FREEZER	REFRIGERATION
2~43		2~32	4~5		-2~5		R404A	R134A

Pride of No.1 brand in Korea

We are committed to providing first-class equipment and excellent customer service.

The ICETRO brand stands for the best quality and the best value-it is our platform and we will strive to continue upward in making it a true brand name around the world.

"The best value of soft serve ice cream machine, slush machine and ice maker"



SIMPLICITY



RELIABILITY



PERFORMANCE



54-7 Road, Gumdan-Ro, Seo-ku, Incheon, Korea
 TEL : +82-32-814-2160 FAX : +82-32-814-1798
 Website : www.icetro.com
 E-mail : sales@icemaker.co.kr

Distributed by :

