

**REFRIGERATOR**  
*Premiere*


**PREMIERE CORPORATION**

751-15, JANGROK-DONG, GWANGSAN-GU,  
GWANGJU, KOREA

TEL: 82-2-6925-7431~9, FAX: 82-2-6925-7438

Homepage : <http://www.turboairkorea.com> (Korea)  
<http://www.turboairinc.com> (H.Q in USA)

E-mail : [jkleee@turboairinc.com](mailto:jkleee@turboairinc.com)



REFRIGERATOR MANUFACTURER  
**Turbo air**



**BEST QUALITY PRODUCTS**  
**IN THE WORLD**  
COMMERCIAL REFRIGERATOR



[www.turboairkorea.com](http://www.turboairkorea.com)

REFRIGERATOR MANUFACTURER  
**Turbo air**  
 World Headquarters

Sales in North America  
 (Long Beach, CA)



(Long Beach, CA)  
 Commercial Butcher  
 Equipment Manufacturer



(Dallas, TX)

Supermarket Refrigeration  
 Equipment Manufacturing Subsidiary

Sales in North America



(Long Beach, CA)

Commercial Refrigeration System  
 & Air Conditioner Manufacturing Subsidiary

Sales in North America



(Gwangju, Korea)

Commercial Refrigerator  
 Manufacturing Subsidiary  
 Sales in Korea, S. East Asia  
 and Middle East



(Qingdao, China)

Commercial Refrigerator  
 Manufacturing Subsidiary  
 Sales in China, Central Asia  
 and Europe



(Qingdao, China)

Refrigeration Component  
 Manufacturer



(Yokohama, Japan)

Sales in Japan



(Sydney, Australia)

Sales in Australia



**CONTENTS**

SOLID DOOR	TOP MOUNT .....	06
	PATH THROUGH .....	14
	BOTTOM MOUNT .....	18
	TABLE .....	22
	DRAWER .....	27
CHEF BASE .....		30
	-----	
	UNDERBAR EQUIPMENT	
BOTTLE COOLER .....		32
	BACK BAR .....	34
	BEER DISPENSER .....	35
GLASS DOOR	SUPER DELUXE .....	36
	FRS .....	40
	ICE CREAM .....	43

**Selling to 67 Countries**

[www.turboairkorea.com](http://www.turboairkorea.com)

All Temperature Information Provided Is Obtained  
 Through NSF Standard Testing Environment.





# TURBO AIR GROUP

MANUFACTURING DIVISION

**REFRIGERATOR MANUFACTURER**  
*Premiere*  
(Gwangju, Korea)

**REFRIGERATOR MANUFACTURER**  
*Turbo china*  
(Qingdao, China)

**AIR CONDITIONER MANUFACTURER**  
*Turbo air*  
(Long Beach, CA)

**texaking**  
(Dallas, TX)

**REFRIGERATOR MANUFACTURER**  
*Turbo Australia*  
(Sydney, Australia)

## BRANCH DISTRIBUTION LOCATIONS



**REFRIGERATOR MANUFACTURER**  
*Premiere*  
Gwangju, Korea



**REFRIGERATOR MANUFACTURER**  
*Turbo air*  
World Headquarters  
Sales in North America  
(Long Beach, CA)



**REFRIGERATOR MANUFACTURER**  
*Turbo china*  
Qingdao, China



**REFRIGERATOR MANUFACTURER**  
*Turbo Australia*  
Sydney, Australia



**texaking**  
Dallas, TX



# TOP MOUNT

Top mount system is positioned out of the food zone to maximize storage capacity and allows easy access for service.



## FEATURES & BENEFITS



### 1 AIR-INTAKE

Excellent air suction system with new grill & easy to clean the condenser.



### 2 DIGITAL TEMPERATURE CONTROL SYSTEM

Provides precise and constant temperature. This level of precision allows food products to remain fresh over an extended period of time.



### 3 FAN COOLING COLD AIR DISTRIBUTION SYSTEM

Provides uniformly maintained temperature within the food zone.



### 4 LED LAMP/AUTOMATIC LAMP SWITCH

Brighter and longer lasting LED lights provide attractive, enhanced illumination compared to fluorescents. It saves energy by producing less heat, while maximizing the visibility in the display area.



### 5 SELF-CLOSING AND STAY OPEN DOOR

High quality stainless steel hinge structure. Self-closing features make this the ultimate choice in customer convenience.



### 6 CONDENSATE WATER COOLING SYSTEM

Our special anti-corrosion pipes, allowing the excess condensate water to cool down the pipe's hottest area. This saves energy and prevents the possibility of slippery floor becoming a safety issue without additional drains.



### 7 ERGONOMICALLY DESIGNED DOORS EASY GRIP RECESSED DOOR

Customers' fatigue fades away with easy grip handles and recessed doors that open effortlessly.



### 8 BACK SIDE GUIDE

It makes efficient refrigeration circulation system with back side guide.



### 9 STAINLESS STEEL EXTERIOR & INTERIOR

It guarantees the utmost in cleanliness and long product life. Unlike other companies' products, the sharp corners and edges have been rounded to reduce the risk of injury.



### 10 ELEGANT CONTEMPORARY EURO STYLE LEG/CASTER

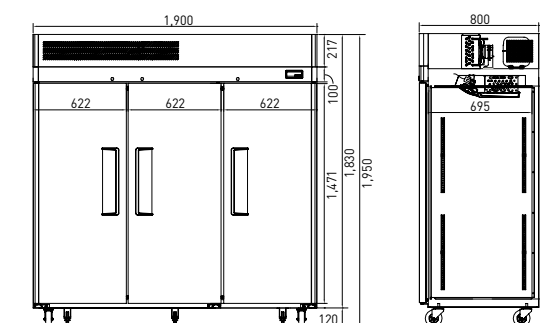
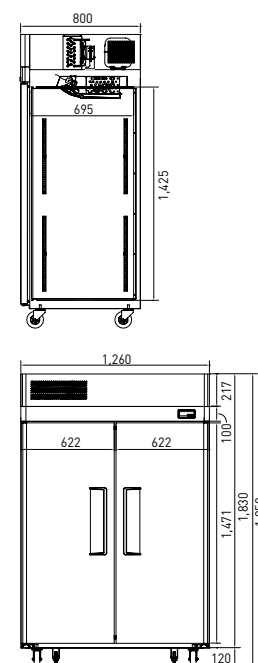
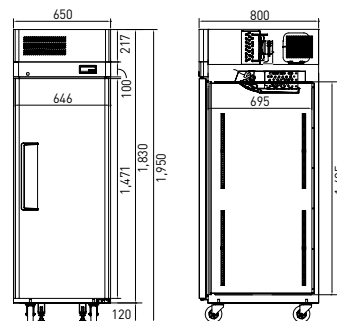
Stainless steel legs with durability adjust the products height.

### 11 PE COATED WIRE SHELVES

### 12 ENVIRONMENT-FRIENDLY REFRIGERANT (R-134a & R-404A)

### 13 MAGNETIC DOOR GASKETS





**KR25-1**

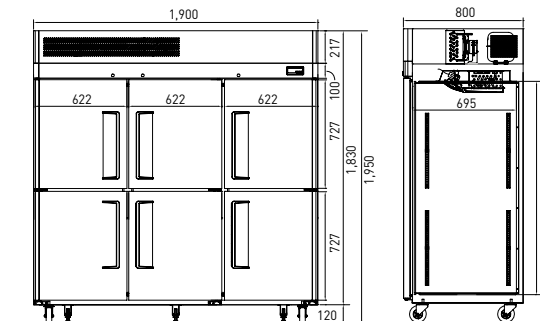
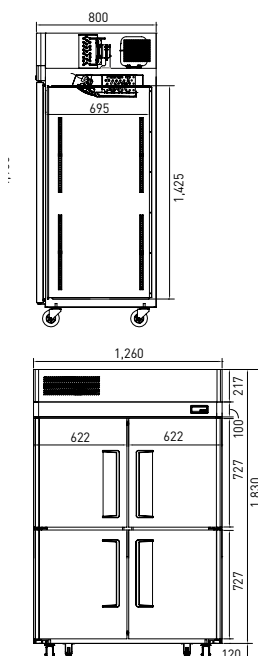
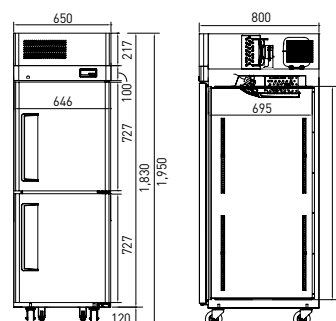
- Capacity : 555L
- Shelves : 3EA
- Movement (Front / Back) : Casters
- Dimension (W x D x H)mm : External : 650 x 800 x 1,950 mm  
Internal : 550 x 650 x 1,350 mm
- Temperature : -5°C ~ 10°C
- Weight : 77Kg
- Container Stuffing (20FT/40FT) : 18 / 39

**KR45-2**

- Capacity : 1,175L
- Shelves : 6EA
- Movement (Front / Back) : Casters
- Dimension (W x D x H)mm : External : 1,260 x 800 x 1,950 mm  
Internal : 1,160 x 650 x 1,350 mm
- Temperature : -5°C ~ 10°C
- Weight : 142Kg
- Container Stuffing (20FT/40FT) : 10 / 21

**KR65-3**

- Capacity : 1,805L
- Shelves : 9EA
- Movement (Front / Back) : Casters
- Dimension (W x D x H)mm : External : 1,900 x 800 x 1,950 mm / Internal : 1,810 x 650 x 1,350 mm
- Temperature : -5°C ~ 10°C
- Weight : 167Kg
- Container Stuffing (20FT/40FT) : 6 / 13



**KR25-2**

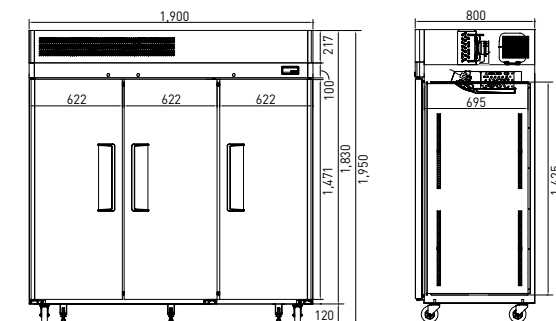
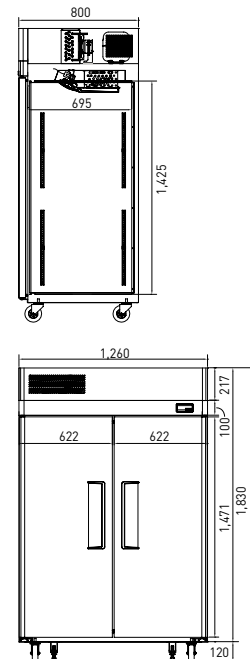
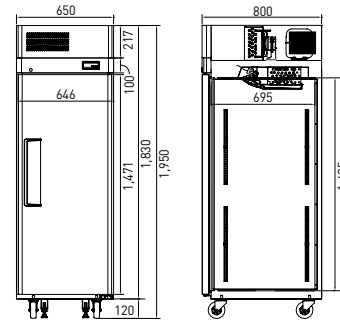
- Capacity : 555L
- Shelves : 3EA
- Movement (Front / Back) : Casters
- Dimension (W x D x H)mm : External : 650 x 800 x 1,950 mm  
Internal : 550 x 650 x 1,350 mm
- Temperature : -5°C ~ 10°C
- Weight : 77Kg
- Container Stuffing (20FT/40FT) : 18 / 39

**KR45-4**

- Capacity : 1,175L
- Shelves : 6EA
- Movement (Front / Back) : Casters
- Dimension (W x D x H)mm : External : 1,260 x 800 x 1,950 mm  
Internal : 1,160 x 650 x 1,350 mm
- Temperature : -5°C ~ 10°C
- Weight : 142Kg
- Container Stuffing (20FT/40FT) : 10 / 21

**KR65-6**

- Capacity : 1,805L
- Shelves : 9EA
- Movement (Front / Back) : Casters
- Dimension (W x D x H)mm : External : 1,900 x 800 x 1,950 mm / Internal : 1,810 x 650 x 1,350 mm
- Temperature : -5°C ~ 10°C
- Weight : 167Kg
- Container Stuffing (20FT/40FT) : 6 / 13



**KF25-1**

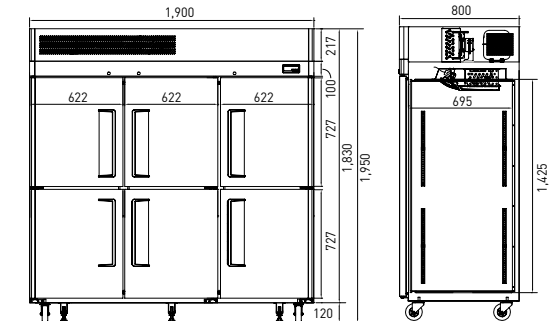
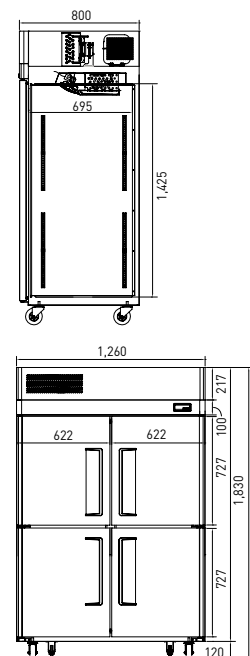
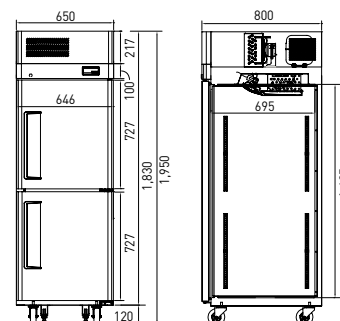
- Capacity : 555l
- Weight : 78Kg
- Container Stuffing (20FT/40FT) : 18 / 39
- Dimension (W×D×H)mm : External : 650×800×1,950 mm  
Internal : 550×650×1,350 mm
- Temperature : -3°C ~ -25°C
- Shelves : 3EA
- Movement (Front / Back) : Casters

**KF45-2**

- Capacity : 1,175l
- Weight : 154Kg
- Container Stuffing (20FT/40FT) : 10 / 21
- Dimension (W×D×H)mm : External : 1,260×800×1,950 mm  
Internal : 1,160×650×1,350 mm
- Temperature : -3°C ~ -25°C
- Shelves : 6EA
- Movement (Front / Back) : Casters

**KF65-3**

- Capacity : 1,805l
- Shelves : 9EA
- Movement (Front / Back) : Casters
- Dimension (W×D×H)mm : External : 1,900×800×1,950 mm / Internal : 1,810×650×1,350 mm
- Temperature : -3°C ~ -25°C
- Weight : 167Kg
- Container Stuffing (20FT/40FT) : 6 / 13



**KF25-2**

- Capacity : 555l
- Shelves : 3EA
- Movement (Front / Back) : Casters
- Dimension (W×D×H)mm : External : 650×800×1,950 mm  
Internal : 550×650×1,350 mm
- Temperature : -3°C ~ -25°C
- Weight : 78Kg
- Container Stuffing (20FT/40FT) : 18 / 39

**KF45-4**

- Capacity : 1,175l
- Shelves : 6EA
- Movement (Front / Back) : Casters
- Dimension (W×D×H)mm : External : 1,260×800×1,950 mm  
Internal : 1,160×650×1,350 mm
- Temperature : -3°C ~ -25°C
- Weight : 154Kg
- Container Stuffing (20FT/40FT) : 10 / 21

**KF65-6**

- Capacity : 1,805l
- Shelves : 9EA
- Movement (Front / Back) : Casters
- Dimension (W×D×H)mm : External : 1,900×800×1,950 mm / Internal : 1,810×650×1,350 mm
- Temperature : -3°C ~ -25°C
- Weight : 167Kg
- Container Stuffing (20FT/40FT) : 6 / 13





**KRF25-2**

- Capacity : 261(R) / 261(F)
- Shelves : 3EA
- Movement (Front / Back) : Casters
- Dimension (W×D×H)mm : External : 650×800×1,950 mm  
Internal : 550×650×610 mm / 550×650×610 mm
- Temperature : 1°C ~ 10°C / -3°C ~ -25°C
- Weight : 80Kg
- Container Stuffing (20FT/40FT) : 18 / 39



**KRF45-2**

- Capacity : 642(R) / 464(F)
- Shelves : 6EA
- Movement (Front / Back) : Casters
- Dimension (W×D×H)mm : External : 1,260×800×1,950 mm  
Internal : 650×650×1,350 mm / 460×650×1,350 mm
- Temperature : -5°C ~ 10°C / -3°C ~ -25°C
- Weight : 150Kg
- Container Stuffing (20FT/40FT) : 10 / 21



**KRF45-2H**

- Capacity : 545(R) / 545(F)
- Shelves : 6EA
- Movement (Front / Back) : Casters
- Dimension (W×D×H)mm : External : 1,260×800×1,950 mm  
Internal : 555×650×1,350 mm / 555×650×1,350 mm
- Temperature : -5°C ~ 10°C / -3°C ~ -25°C
- Weight : 150Kg
- Container Stuffing (20FT/40FT) : 10 / 21



**KRF65-3**

- Capacity : 1,175(R) / 555(F)
- Shelves : 9EA
- Movement (Front / Back) : Casters
- Dimension (W×D×H)mm : External : 1,900×800×1,950 mm  
Internal : 1,170×650×1,350 mm / 550×650×1,350 mm
- Temperature : -5°C ~ 10°C / -3°C ~ -25°C
- Weight : 175Kg
- Container Stuffing (20FT/40FT) : 6 / 13



**KRF45-3**

- Capacity : 642(R) / 464(F)
- Shelves : 4EA
- Movement (Front / Back) : Casters
- Dimension (W×D×H)mm : External : 1,260×800×1,950 mm  
Internal : 650×650×1,350 mm / 460×650×1,350 mm
- Temperature : -5°C ~ 10°C / -3°C ~ -25°C
- Weight : 152Kg
- Container Stuffing (20FT/40FT) : 10 / 21



**KR1F45-4**

- Capacity : 856(R) / 272(F)
- Shelves : 8EA
- Movement (Front / Back) : Casters
- Dimension (W×D×H)mm : External : 1,260×800×1,950 mm  
Internal : 550×650×1,422 mm / 550×650×643 mm
- Temperature : -5°C ~ 10°C / -3°C ~ -25°C
- Weight : 152Kg
- Container Stuffing (20FT/40FT) : 10 / 21



**KRF45-4H**

- Capacity : 545(R) / 545(F)
- Shelves : 8EA
- Movement (Front / Back) : Casters
- Dimension (W×D×H)mm : External : 1,260×800×1,950 mm  
Internal : 555×650×1,350 mm / 555×650×1,350 mm
- Temperature : -5°C ~ 10°C / -3°C ~ -25°C
- Weight : 152Kg
- Container Stuffing (20FT/40FT) : 10 / 21




**KRF65-6**

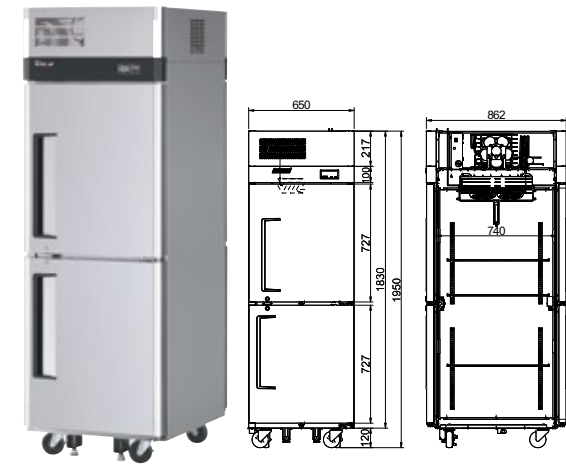
- Capacity : 1,175(R) / 555(F)
- Shelves : 9EA
- Movement (Front / Back) : Casters
- Dimension (W×D×H)mm : External : 1,900×800×1,950 mm  
Internal : 1,170×650×1,350 mm / 550×650×1,350 mm
- Temperature : -5°C ~ 10°C / -3°C ~ -25°C
- Weight : 177Kg
- Container Stuffing (20FT/40FT) : 6 / 13

# PATH THROUGH

Pass Through type exclusively provides conveniences to put the food through the Front and Back side.




## REFRIGERATOR, SOLID DOOR TYPE



### KRT25-2S

- Capacity : 555l
- Shelves : 3EA
- Movement (Front / Back) : Casters
- Size (W x D x H) : External : 650 x 860 x 1,950 mm / Internal : 550 x 650 x 1,350 mm
- Temperature : 1 ~ 10°C
- Weight : 77kg
- Container Stuffing : 18 / 39



### KRT45-4S

- Capacity : 1,175l
- Shelves : 6EA
- Movement (Front / Back) : Casters
- Size (W x D x H) : External : 1,260 x 860 x 1,950 mm / Internal : 1,160 x 650 x 1,350 mm
- Temperature : 1 ~ 10°C
- Weight : 142kg
- Container Stuffing : 10 / 21




### KRT65-6S

- Capacity : 1805l
- Shelves : 9EA
- Movement (Front / Back) : Casters
- Size (W x D x H) : External : 1900 x 860 x 1950 mm / Internal : 1810 x 650 x 1350 mm
- Temperature : 1 ~ 10°C
- Weight : 210kg
- Container Stuffing : 6 / 13



**REFRIGERATOR, WINDOW DOOR TYPE**




- KRT25-2W**
- Capacity : 555l
  - Shelves : 3EA
  - Movement (Front / Back) : Casters
  - Size (W x D x H) : External : 650x860x1950 mm / Internal : 550 x 650 x 1,350 mm
  - Temperature : 1 – 10°C
  - Weight : 80kg
  - Container Stuffing : 18 / 39




- KRT45-4W**
- Capacity : 1,175l
  - Shelves : 6EA
  - Movement (Front / Back) : Casters
  - Size (W x D x H) : External : 1,260 x 860 x 1,950 mm / Internal : 1,160 x 650 x 1,350 mm
  - Temperature : 1 – 10°C
  - Weight : 150kg
  - Container Stuffing : 10 / 21

**FREEZER, SOLID DOOR TYPE**



- KFT25-2S**
- Capacity : 555l
  - Shelves : 3 EA
  - Movement (Front / Back) : Casters
  - Size(W x D x H) : External : 650 x 860 x 1,950 mm / Internal : 550 x 650 x 1,350 mm
  - Temperature : -21 – -12°C
  - Weight : 80kg
  - Container Stuffing : 18 / 39



- KRT65-6W**
- Capacity : 1805l
  - Shelves : 9EA
  - Movement (Front / Back) : Casters
  - Size (W x D x H) : External : 1900x 860x 1950 mm / Internal : 1810x650x1350 mm
  - Temperature : 1 – 10°C
  - Weight : 210kg
  - Container Stuffing : 6 / 13



- KFT45-4S**
- Capacity : 1175l
  - Shelves : 6EA
  - Movement (Front / Back) : Casters
  - Size(W x D x H) : External : 1260x860x1950 mm / Internal : 1160x650x1350 mm
  - Temperature : -21 – -12°C
  - Weight : 142kg
  - Container Stuffing : 10 / 21

**REFRIGERATOR**



**FD-650R**

- Capacity : 651l
- Shelves : 4EA
- Movement (Front / Back) : Casters
- Dimension (W×D×H)mm : External : 686×770×2,103 mm / Internal : 584×630×1,360 mm
- Temperature : 0°C ~ 8°C
- Weight : 119Kg
- Container Stuffing (20FT/40FT) : 21 / 42

**FD-1250R**

- Capacity : 1,387l
- Shelves : 8EA
- Movement (Front / Back) : Casters
- Dimension (W×D×H)mm : External : 1,382×770×2,103 mm / Internal : 1,283×630×1,360 mm
- Temperature : 0°C ~ 8°C
- Weight : 189Kg
- Container Stuffing (20FT/40FT) : 11 / 22

**FD-650R-G1**

- Capacity : 651l
- Shelves : 4EA
- Movement (Front / Back) : Casters
- Dimension (W×D×H)mm : External : 686×770×2,103 mm / Internal : 584×630×1,360 mm
- Temperature : 0°C ~ 8°C
- Weight : 171Kg
- Container Stuffing (20FT/40FT) : 21 / 42

**FREEZER**



**FD-650F**

- Capacity : 651l
- Shelves : 4EA
- Movement (Front / Back) : Casters
- Dimension (W×D×H)mm : External : 686×770×2,103 mm / Internal : 584×630×1,360 mm
- Temperature : -24°C ~ -16°C
- Weight : 131Kg
- Container Stuffing (20FT/40FT) : 21 / 42

**FD-1250F**

- Capacity : 1,387l
- Shelves : 8EA
- Movement (Front / Back) : Casters
- Dimension (W×D×H)mm : External : 1,382×770×2,103 mm / Internal : 1,283×630×1,360 mm
- Temperature : -24°C ~ -16°C
- Weight : 212Kg
- Container Stuffing (20FT/40FT) : 11 / 22

**FD-1250R-G2**

- Capacity : 1,387l
- Shelves : 8EA
- Movement (Front / Back) : Casters
- Dimension (W×D×H)mm : External : 1,382×770×2,103 mm / Internal : 1,283×630×1,360 mm
- Temperature : 0°C ~ 8°C
- Weight : 252Kg
- Container Stuffing (20FT/40FT) : 11 / 22



# UNDERCOUNTER

Through positioning the compressor to the side, the refrigerator can be serviced without being moved. By innovatively creating a front breathing feature, this model can provide high efficiency in narrow spaces.



## FEATURES & BENEFITS

### SEGMENTAL FEATURES



#### 1 SAFETY DESIGNED, ROUNDED CORNER

Unlike other companies' products, the sharp corners and edges have been rounded to reduce the risk of injury.



#### 2 DIGITAL TEMPERATURE CONTROL SYSTEM

provides precise and constant temperature. This level of precision allows food products to remain fresh over an extended period of time.



#### 3 ERGONOMICALLY DESIGNED DOORS

customers' fatigue fades away with easy grip handles and recessed doors that open effortlessly.



#### 4 FAN COOLING COLD AIR DISTRIBUTION SYSTEM

provides uniformly maintained temperature within the food zone.



#### 5 MAGNETIC DOOR GASKETS

Magnetic door gaskets are of one piece construction, removable without tools for ease of cleaning and replacement.



#### 6 STAINLESS STEEL EXTERIOR & INTERIOR

It guarantees the utmost in cleanliness and long product life.



#### 7 ELEGANT CONTEMPORARY EURO STYLE LEG/CASTER

Stainless steel legs with durability adjust the products height.

#### 8 PE COATED WIRE SHELVES

#### 9 ENVIRONMENT-FRIENDLY REFRIGERANT (R-134a)

#### 10 100% FRONT BREATHING SYSTEM

#### 11 SIDE-MOUNT COMPRESSOR UNIT



**KUR9-1**

- Capacity : 198l
- Shelves : 1EA
- Movement (Front / Back) : Legs
- Dimension (W×D×H)mm : External : 900×700×850 mm  
Internal : 530×534×640 mm
- Temperature : 0°C ~ 7°C, Meat : -3°C
- Weight : 72Kg
- Container Stuffing (20FT/40FT) : 36 / 72



**KUR12-2**

- Capacity : 311l
- Shelves : 2EA
- Movement (Front / Back) : Legs
- Dimension (W×D×H)mm : External : 1,200×700×850 mm  
Internal : 820×534×640 mm
- Temperature : 0°C ~ 7°C, Meat : -3°C
- Weight : 84Kg
- Container Stuffing (20FT/40FT) : 26 / 54



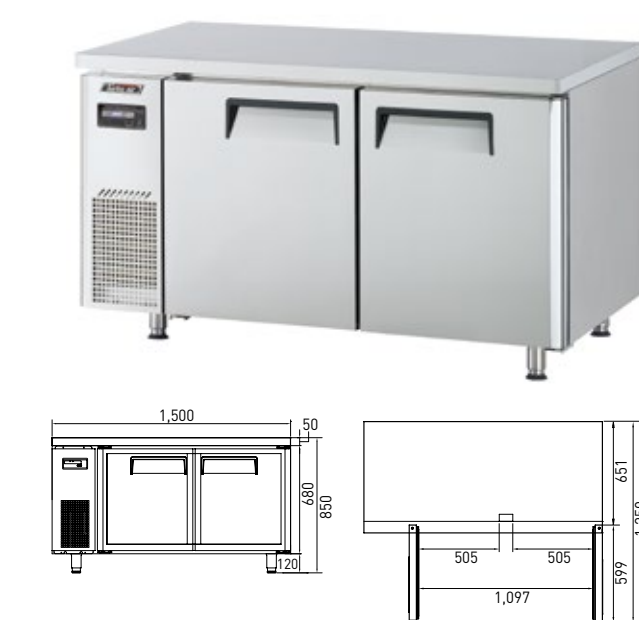
**KUF9-1**

- Capacity : 198l
- Shelves : 1EA
- Movement (Front / Back) : Legs
- Dimension (W×D×H)mm : External : 900×700×850 mm  
Internal : 530×534×640 mm
- Temperature : -3°C ~ -25°C
- Weight : 72Kg
- Container Stuffing (20FT/40FT) : 36 / 72




**KUF12-2**

- Capacity : 311l
- Shelves : 2EA
- Movement (Front / Back) : Legs
- Dimension (W×D×H)mm : External : 1,200×700×850 mm  
Internal : 820×534×640 mm
- Temperature : -3°C ~ -25°C
- Weight : 84Kg
- Container Stuffing (20FT/40FT) : 26 / 54




**KUR15-2**

- Capacity : 425l
- Shelves : 2EA
- Movement (Front / Back) : Legs
- Dimension (W×D×H)mm : External : 1,500×700×850 mm  
Internal : 1,130×534×640 mm
- Temperature : 0°C ~ 7°C, Meat : -3°C
- Weight : 93Kg
- Container Stuffing (20FT/40FT) : 20 / 44



**KUR18-3**

- Capacity : 538l
- Shelves : 3EA
- Movement (Front / Back) : Legs
- Dimension (W×D×H)mm : External : 1,800×700×850 mm  
Internal : 1,420×534×640 mm
- Temperature : 0°C ~ 7°C, Meat : -3°C
- Weight : 109Kg
- Container Stuffing (20FT/40FT) : 18 / 38



**KUF15-2**

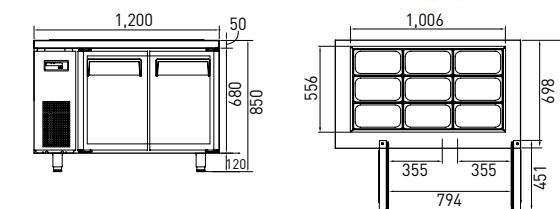
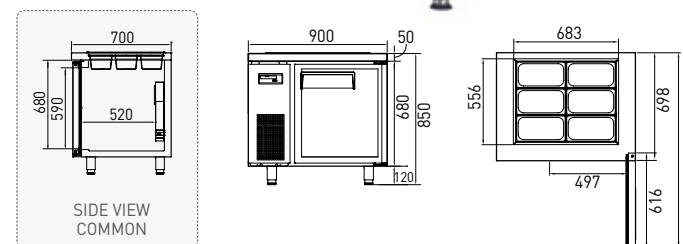
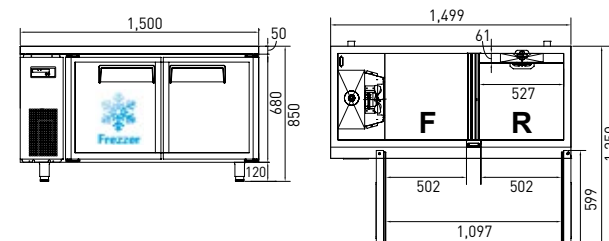
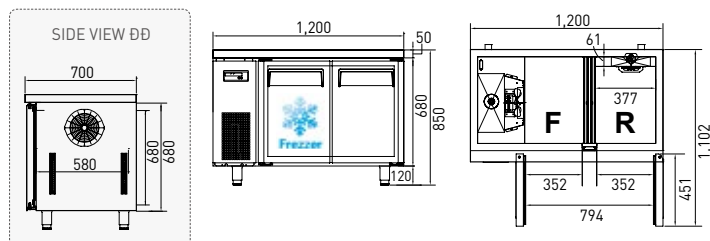
- Capacity : 425l
- Shelves : 2EA
- Movement (Front / Back) : Legs
- Dimension (W×D×H)mm : External : 1,500×700×850 mm  
Internal : 1,130×534×640 mm
- Temperature : -3°C ~ -25°C
- Weight : 93Kg
- Container Stuffing (20FT/40FT) : 20 / 44



**KUF18-3**

- Capacity : 538l
- Shelves : 3EA
- Movement (Front / Back) : Legs
- Dimension (W×D×H)mm : External : 1,800×700×850 mm  
Internal : 1,420×534×640 mm
- Temperature : -3°C ~ -25°C
- Weight : 109Kg
- Container Stuffing (20FT/40FT) : 18 / 38





**KURF12-2**

- Capacity : 121l(R) / 136l(F)
- Shelves : 2EA
- Movement (Front / Back) : Legs
- Dimension (W×D×H)mm : External : 1,200×700×850 mm  
Internal : 377×540×592 mm / 378×540×592 mm
- Temperature : 1°C – 8°C / -12°C – -21°C
- Weight : 87Kg
- Container Stuffing (20FT/40FT) : 26 / 54

**KURF15-2**

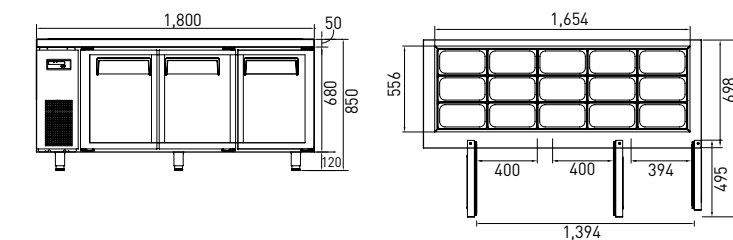
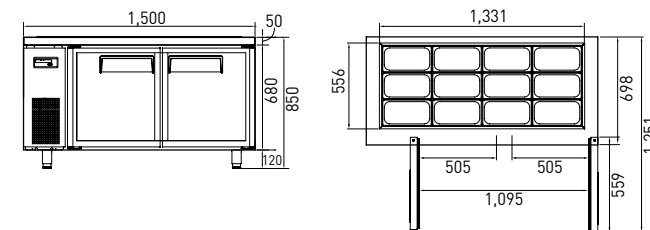
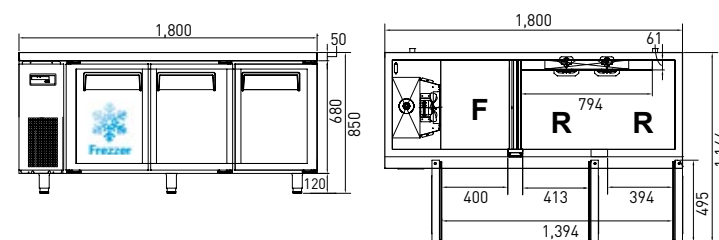
- Capacity : 171l(R) / 191l(F)
- Shelves : 2EA
- Movement (Front / Back) : Legs
- Dimension (W×D×H)mm : External : 1,500×700×850 mm  
Internal : 527×540×592 mm / 528×540×592 mm
- Temperature : 1°C – 8°C / -12°C – -21°C
- Weight : 96Kg
- Container Stuffing (20FT/40FT) : 20 / 40

**KSR9-1**

- Capacity : 213l
- Shelves : 1EA
- Movement (Front / Back) : Legs
- Dimension (W×D×H)mm : External : 900×700×850 mm  
Internal : 720×505×640 mm
- Temperature : 0°C – 7°C
- Weight : 70Kg
- Container Stuffing (20FT/40FT) : 36 / 72

**KSR12-2**

- Capacity : 309l
- Shelves : 2EA
- Movement (Front / Back) : Legs
- Dimension (W×D×H)mm : External : 1,200×700×850 mm  
Internal : 1,110×505×640 mm
- Temperature : 0°C – 7°C
- Weight : 82Kg
- Container Stuffing (20FT/40FT) : 26 / 54



**KURF18-3**

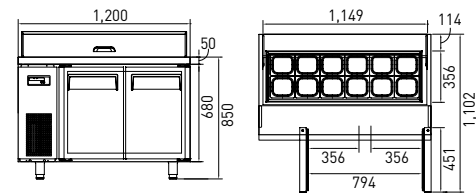
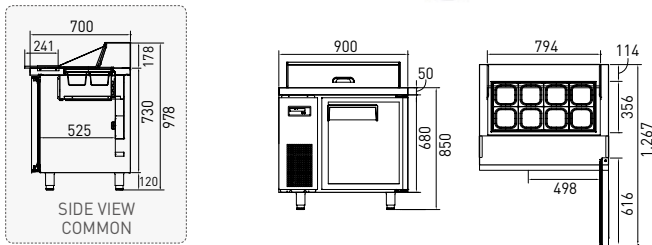
- Capacity : 314l(R) / 151l(F)
- Shelves : 3EA
- Movement (Front / Back) : Legs
- Dimension (W×D×H)mm : External : 1,800×700×850 mm / Internal : 932×540×592 mm / 455×540×592 mm
- Temperature : 1°C – 8°C / -12°C – -21°C
- Weight : 112Kg
- Container Stuffing (20FT/40FT) : 18 / 38

**KSR15-2**

- Capacity : 420l
- Shelves : 2EA
- Movement (Front / Back) : Legs
- Dimension (W×D×H)mm : External : 1,500×700×850 mm  
Internal : 1,409×505×640 mm
- Temperature : 0°C – 7°C
- Weight : 91Kg
- Container Stuffing (20FT/40FT) : 20 / 44

**KSR18-3**

- Capacity : 516l
- Shelves : 3EA
- Movement (Front / Back) : Legs
- Dimension (W×D×H)mm : External : 1,800×700×850 mm  
Internal : 1,710×505×640 mm
- Temperature : 0°C – 7°C
- Weight : 107Kg
- Container Stuffing (20FT/40FT) : 18 / 38

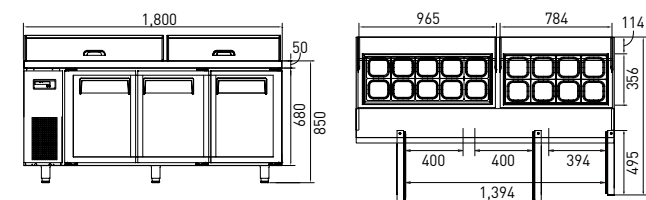
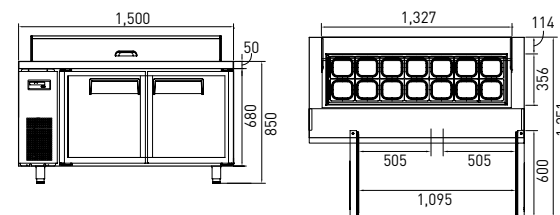


**KHR9-1**

- Capacity : 213l
- Shelves : 1EA
- Movement (Front / Back) : Legs
- Dimension (W×D×H)mm : External : 900×700×978 mm  
Internal : 720×505×640 mm
- Temperature : 0°C ~ 7°C
- Weight : 75Kg
- Container Stuffing (20FT/40FT) : 36 / 72

**KHR12-2**

- Capacity : 309l
- Shelves : 2EA
- Movement (Front / Back) : Legs
- Dimension (W×D×H)mm : External : 1,200×700×978 mm  
Internal : 1,110×505×640 mm
- Temperature : 0°C ~ 7°C
- Weight : 89Kg
- Container Stuffing (20FT/40FT) : 26 / 54



**KHR15-2**

- Capacity : 420l
- Shelves : 2EA
- Movement (Front / Back) : Legs
- Dimension (W×D×H)mm : External : 1,500×700×978 mm  
Internal : 1,409×505×640 mm
- Temperature : 0°C ~ 7°C
- Weight : 100Kg
- Container Stuffing (20FT/40FT) : 20 / 44

**KHR18-3**

- Capacity : 516l
- Shelves : 3EA
- Movement (Front / Back) : Legs
- Dimension (W×D×H)mm : External : 1,800×700×978 mm  
Internal : 1,710×505×640 mm
- Temperature : 0°C ~ 7°C
- Weight : 120Kg
- Container Stuffing (20FT/40FT) : 18 / 38

# DRAWERS

Through positioning the compressor to the side, the refrigerator can be serviced without being moved. By innovatively creating a front breathing feature, this model can provide high efficiency in narrow spaces.



## FEATURES & BENEFITS



① STURDY EUROPEAN TRIPLE RAIL

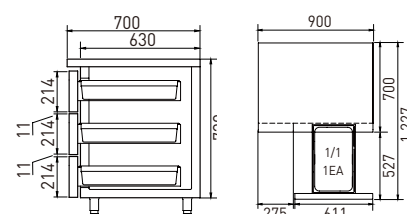


② SEPARABLE DRAWERS



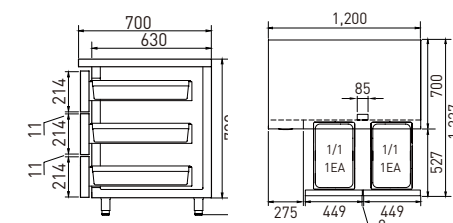
③ DIGITAL TEMPERATURE CONTROL SYSTEM





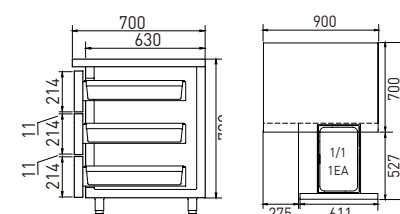
**KUR9-3D-3**

- Capacity : 198L
- Drawers : 3EA
- Movement (Front / Back) : Legs
- Dimension (W x D x H)mm : External : 900 x 700 x 850 mm  
Internal : 530 x 534 x 640 mm
- Temperature : 1°C ~ 8°C
- Weight : 84Kg
- Container Stuffing (20FT/40FT) : 36 / 72



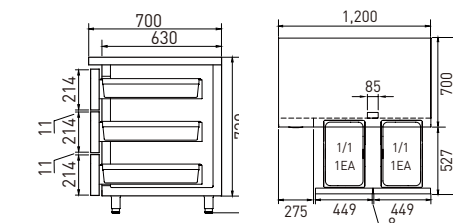
**KUR12-3D-6**

- Capacity : 311L
- Drawers : 6EA
- Movement (Front / Back) : Legs
- Dimension (W x D x H)mm : External : 1,200 x 700 x 850 mm  
Internal : 820 x 534 x 640 mm
- Temperature : 1°C ~ 8°C
- Weight : 106Kg
- Container Stuffing (20FT/40FT) : 26 / 54



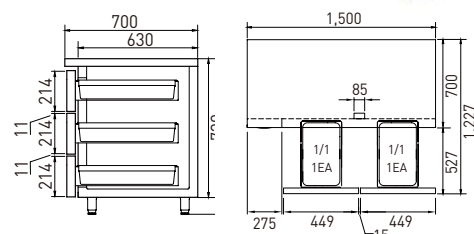
**KUF9-3D-3**

- Capacity : 198L
- Drawers : 3EA
- Movement (Front / Back) : Legs
- Dimension (W x D x H)mm : External : 900 x 700 x 850 mm  
Internal : 530 x 534 x 640 mm
- Temperature : -21°C ~ -12°C
- Weight : 84Kg
- Container Stuffing (20FT/40FT) : 36 / 72



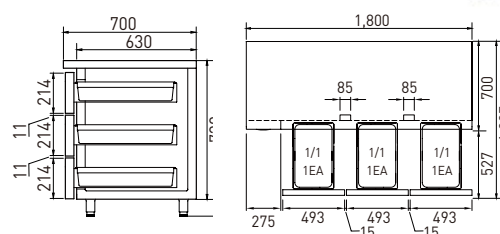
**KUF12-3D-6**

- Capacity : 311L
- Drawers : 6EA
- Movement (Front / Back) : Legs
- Dimension (W x D x H)mm : External : 1,200 x 700 x 850 mm  
Internal : 820 x 534 x 640 mm
- Temperature : -21°C ~ -12°C
- Weight : 106Kg
- Container Stuffing (20FT/40FT) : 26 / 54



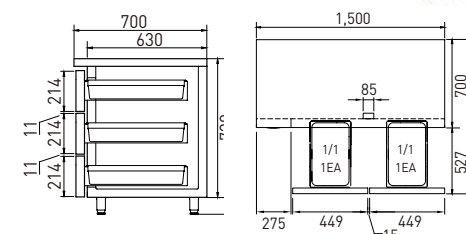
**KUR15-3D-6**

- Capacity : 425L
- Drawers : 6EA
- Movement (Front / Back) : Legs
- Dimension (W x D x H)mm : External : 1,500 x 700 x 850 mm  
Internal : 1,130 x 534 x 640 mm
- Temperature : 1°C ~ 8°C
- Weight : 116Kg
- Container Stuffing (20FT/40FT) : 20 / 44



**KUR18-3D-9**

- Capacity : 538L
- Drawers : 9EA
- Movement (Front / Back) : Legs
- Dimension (W x D x H)mm : External : 1,800 x 700 x 850 mm  
Internal : 1,420 x 534 x 640 mm
- Temperature : 1°C ~ 8°C
- Weight : 144Kg
- Container Stuffing (20FT/40FT) : 18 / 38



**KUF15-3D-6**

- Capacity : 425L
- Drawers : 6EA
- Movement (Front / Back) : Legs
- Dimension (W x D x H)mm : External : 1,500 x 700 x 850 mm / Internal : 1,130 x 534 x 640 mm
- Temperature : -21°C ~ -12°C
- Weight : 116Kg
- Container Stuffing (20FT/40FT) : 20 / 44

# CHEF BASE

## FEATURES & BENEFITS



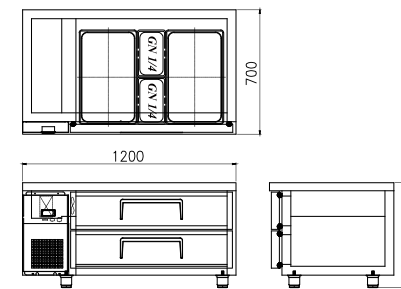
1 Temperature Display



2 Condenser Filter

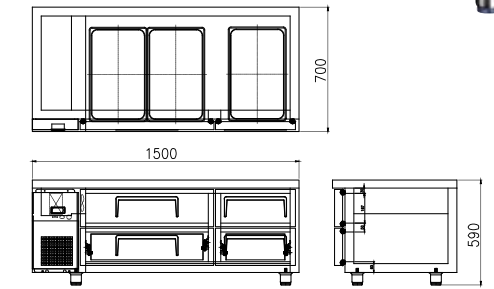


3 Drawer



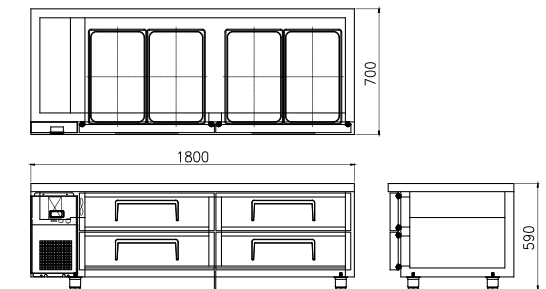
### KUC12-2

- Capacity : 190l
- Drawer : 2EA
- Movement (Front / Back) : Legs
- Dimension (WxDxH) : External : 1200 x 700 x 595 mm
- Temperature : 1°C - 7°C
- Weight : 86kg
- Container Stuffing : 39 / 81



### KUC15-4

- Capacity : 260l
- Drawer : 4EA
- Movement (Front / Back) : Legs
- Dimension (WxDxH) : External : 1500 x 700 x 595 mm
- Temperature : 1°C - 7°C
- Weight : 125kg
- Container Stuffing : 30 / 66

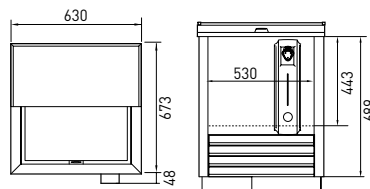
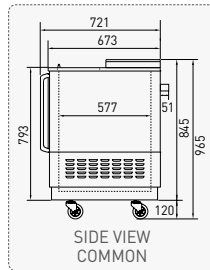


### KUC18-4

- Capacity : 325l
- Drawer : 4EA
- Movement (Front / Back) : Legs
- Dimension (WxDxH) : External : 1800 x 700 x 595 mm
- Temperature : 1°C - 7°C
- Weight : 168kg
- Container Stuffing : 27 / 57



S/S Black

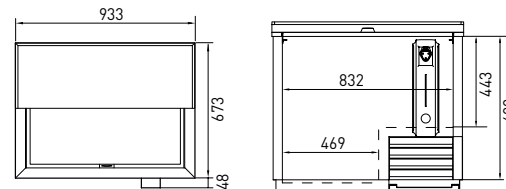


**TBC-24SD S/S / TBC-24SB Black**

- Capacity : 85l
- Shelves : 1EA
- Movement (Front / Back) : Casters
- Dimension (W x D x H)mm : External : 630 x 721 x 965 mm  
Internal : 530 x 577 x 443 mm
- Temperature : 0°C ~ 8°C
- Weight : 70Kg
- Container Stuffing (20FT/40FT) : 48 / 102



S/S Black

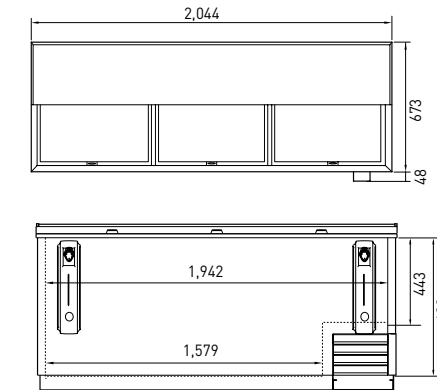


**TBC-36SD S/S / TBC-36SB Black**

- Capacity : 227l
- Shelves : 2EA
- Movement (Front / Back) : Casters
- Dimension (W x D x H)mm : External : 933 x 721 x 965 mm  
Internal : 832 x 577 x 698 mm
- Temperature : 0°C ~ 8°C
- Weight : 86Kg
- Container Stuffing (20FT/40FT) : 36 / 74



S/S Black

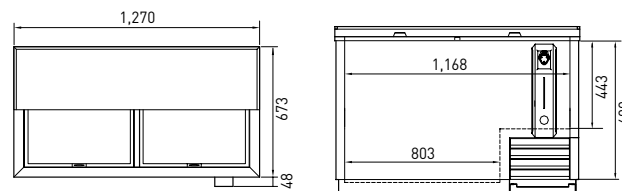


**TBC-80SD S/S / TBC-80SB Black**

- Capacity : 750l
- Shelves : 6EA
- Movement (Front / Back) : Casters
- Dimension (W x D x H)mm : External : 2,044 x 721 x 965 mm / Internal : 1,943 x 577 x 698 mm
- Temperature : 0°C ~ 8°C
- Weight : 156Kg
- Container Stuffing (20FT/40FT) : 16 / 32



S/S Black

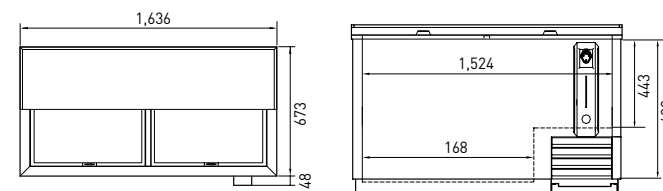


**TBC-50SD S/S / TBC-50SB Black**

- Capacity : 426l
- Shelves : 3EA
- Movement (Front / Back) : Casters
- Dimension (W x D x H)mm : External : 1,270 x 721 x 965 mm  
Internal : 1,169 x 577 x 698 mm
- Temperature : 0°C ~ 8°C
- Weight : 106Kg
- Container Stuffing (20FT/40FT) : 24 / 50



S/S Black

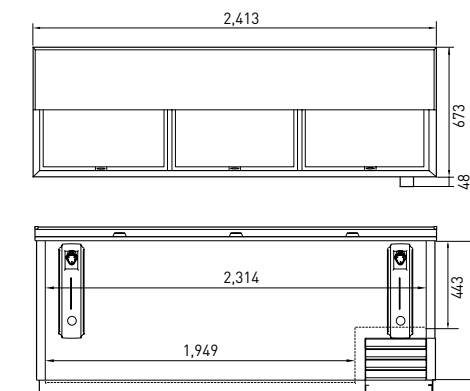


**TBC-65SD S/S / TBC-65SB Black**

- Capacity : 595l
- Shelves : 3EA
- Movement (Front / Back) : Casters
- Dimension (W x D x H)mm : External : 1,636 x 721 x 965 mm  
Internal : 1,535 x 577 x 698 mm
- Temperature : 0°C ~ 8°C
- Weight : 140Kg
- Container Stuffing (20FT/40FT) : 20 / 42



S/S Black



**TBC-95SD S/S / TBC-95SB Black**

- Capacity : 906l
- Shelves : 6EA
- Movement (Front / Back) : Casters
- Dimension (W x D x H)mm : External : 2,413 x 721 x 965 mm / Internal : 2,312 x 577 x 713 mm
- Temperature : 0°C ~ 8°C
- Weight : 170Kg
- Container Stuffing (20FT/40FT) : 12 / 24





**TBB-1SB** Black

- Capacity : 235l
- Shelves : 2EA
- Movement (Front / Back) : Casters
- Dimension (W×D×H)mm : External : 599×816×995 mm  
Internal : 500 × 656 × 735 mm
- Temperature : 0°C ~ 8°C
- Weight : 86Kg
- Container Stuffing (20FT/40FT) : 21 / 45 / 90

**TBB-2SG** Glass / **TBB-2SB** Black

- Capacity : 538l
- Shelves : 6EA
- Movement (Front / Back) : Casters
- Dimension (W×D×H)mm : External : 1,492×692×1,065 mm  
Internal : 1,089 × 592 × 815 mm
- Temperature : 0°C ~ 8°C
- Weight : 140Kg / 125Kg
- Container Stuffing (20FT/40FT) : 20 / 46


S/S Black



**TBD-1SD** S/S / **TBD-1SB** Black

- Capacity : 212l
- Shelves : 1EA
- Movement (Front / Back) : Casters
- Dimension (W×D×H)mm : External : 600 × 806 × 995 mm  
Internal : 500 × 656 × 749 mm
- Temperature : 0°C ~ 8°C
- Weight : 79Kg
- Container Stuffing (20FT/40FT/40HQ) : 20 / 45 / 90


S/S Black



**TBD-2SD** S/S / **TBD-2SB** Black

- Capacity : 590l
- Shelves : 2EA
- Movement (Front / Back) : Casters
- Dimension (W×D×H)mm : External : 1,492×692×1,065 mm  
Internal : 1,089×592×815 mm
- Temperature : 0°C ~ 8°C
- Weight : 125Kg
- Container Stuffing (20FT/40FT) : 20 / 46

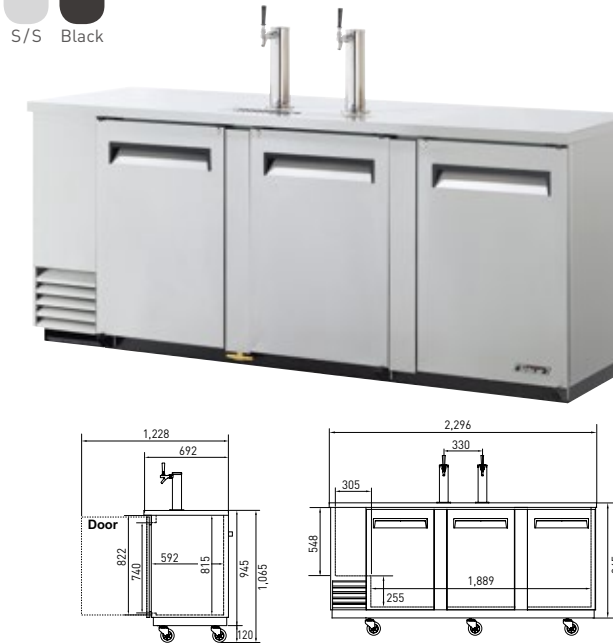
S/S Black



**TBD-3SD** S/S / **TBD-3SB** Black

- Capacity : 720l
- Shelves : 2EA
- Movement (Front / Back) : Casters
- Dimension (W×D×H)mm : External : 1,753 × 692 × 1,065 mm  
Internal : 1,349 × 592 × 815 mm
- Temperature : 0°C ~ 8°C
- Weight : 135Kg
- Container Stuffing (20FT/40FT) : 14 / 32

S/S Black



**TBD-4SD** S/S / **TBD-4SB** Black

- Capacity : 850l
- Shelves : 3EA
- Movement (Front / Back) : Casters
- Dimension (W×D×H)mm : External : 2,296 × 692 × 1,065 mm  
Internal : 1,889 × 592 × 815 mm
- Temperature : 0°C ~ 8°C
- Weight : 191Kg
- Container Stuffing (20FT/40FT) : 12 / 30

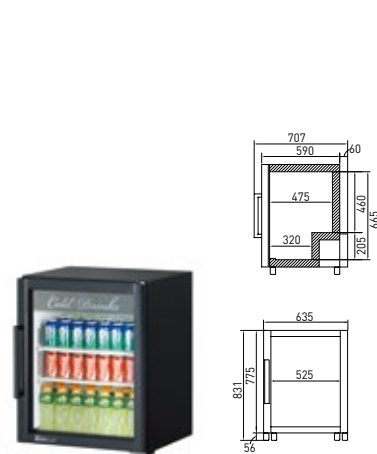



**TBB-3SG** Glass / **TBB-3SB** Black

- Capacity : 651l
- Shelves : 6EA
- Movement (Front / Back) : Casters
- Dimension (W×D×H)mm : External : 1,753 × 692 × 1,065 mm  
Internal : 1,349 × 592 × 815 mm
- Temperature : 0°C ~ 8°C
- Weight : 160Kg / 135Kg
- Container Stuffing (20FT/40FT) : 14 / 32

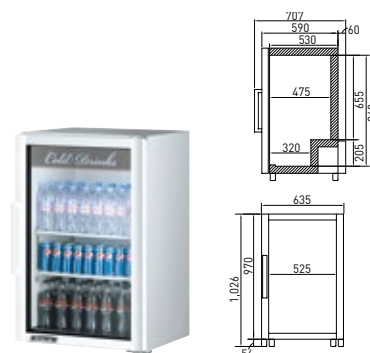
**TBB-4SG** Glass / **TBB-4SB** Black

- Capacity : 940l
- Shelves : 8EA
- Movement (Front / Back) : Casters
- Dimension (W×D×H)mm : External : 2,296 × 692 × 1,065 mm  
Internal : 1,889 × 592 × 815 mm
- Temperature : 0°C ~ 8°C
- Weight : 237Kg / 207Kg
- Container Stuffing (20FT/40FT) : 12 / 30



**TGM-5SDB**

- Capacity : 167l
- Shelves : 2EA
- Movement : Legs
- Container Stuffing (20FT/40FT) : 48 / 102
- Dimension (WxDxH)mm : External : 635x590x775 mm  
Internal : 525x475x665 mm
- Matching Freezer Available : TGF-5SDB
- Temperature : 0°C – 10°C
- Weight : 69Kg



**TGM-7SDW**

- Capacity : 215l
- Shelves : 3EA
- Movement : Legs
- Container Stuffing (20FT/40FT/40HQ) : 24 / 51 / 102
- Dimension (WxDxH)mm : External : 635x590x970 mm  
Internal : 525x475x860 mm
- Temperature : 0°C – 10°C
- Weight : 78Kg



**TGM-10SDV**

- Capacity : 263l
- Shelves : 3EA
- Movement : Legs
- Container Stuffing (20FT/40FT) : 24 / 48
- Dimension (WxDxH)mm : External : 655x590x1,380 mm  
Internal : 545x475x1,020 mm
- Matching Freezer Available : TGF-10SDV
- Temperature : 0°C – 10°C
- Weight : 99Kg



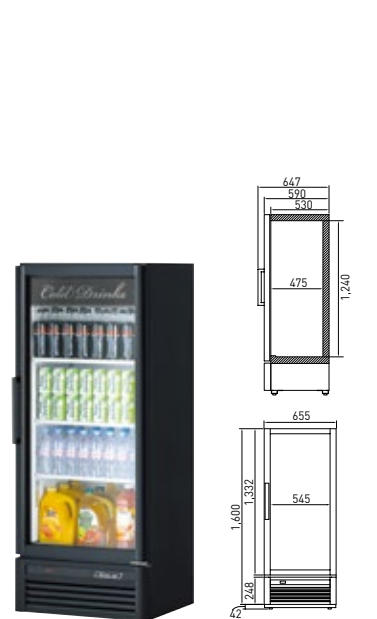
**TGM-23SDV**

- Capacity : 597l
- Shelves : 4EA
- Movement : Castors
- Dimension (WxDxH)mm : External : 685x770x1,955 mm / Internal : 585x655x1,332 mm
- Matching Freezer Available : TGF-23SDV
- Temperature : 0°C – 10°C
- Weight : 138Kg
- Container Stuffing (20FT/40FT) : 18 / 39



**TGM-35SDB**

- Capacity : 1,048l
- Shelves : 8EA
- Movement : Castors
- Dimension (WxDxH)mm : External : 1,004x809x1,956 mm / Internal : 904x699x1,535 mm
- Matching Freezer Available : TGF-35SDB
- Temperature : 0°C – 10°C
- Weight : 174Kg
- Container Stuffing (20FT/40FT) : 12 / 24



**TGM-12SDB**

- Capacity : 320l
- Shelves : 3EA
- Movement : Legs
- Container Stuffing (20FT/40FT) : 24 / 48
- Dimension (WxDxH)mm : External : 655x590x1,600 mm  
Internal : 545x475x1,240 mm
- Temperature : 0°C – 10°C
- Weight : 106Kg



**TGM-15SDW** (Left Hinge Model Available)

- Capacity : 450l
- Shelves : 4EA
- Movement : Castors
- Container Stuffing (20FT/40FT) : 21 / 45
- Dimension (WxDxH)mm : External : 670x630x1,920 mm  
Internal : 560x515x1,560 mm
- Matching Freezer Available : TGF-15SDW
- Temperature : 0°C – 10°C
- Weight : 117Kg



**TGM-20SDV**

- Capacity : 495l
- Shelves : 4EA
- Movement : Castors
- Container Stuffing (20FT/40FT) : 21 / 45
- Dimension (WxDxH)mm : External : 685x670x1,955 mm  
Internal : 585x555x1,530 mm
- Temperature : 0°C – 10°C
- Weight : 122Kg



**TGM-47SDW**

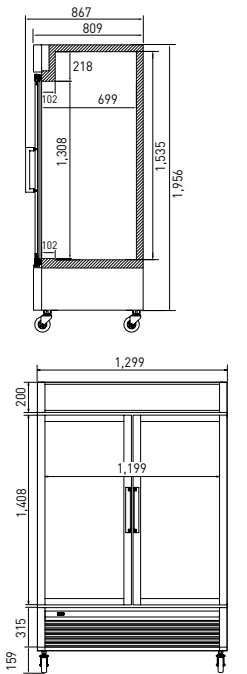
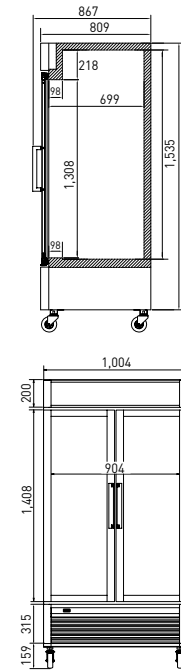
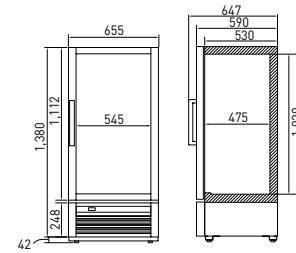
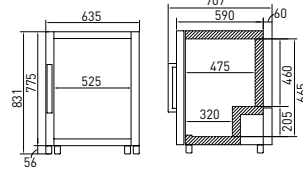

- Capacity : 1,308l
- Shelves : 8EA
- Movement : Castors
- Dimension (WxDxH)mm : External : 1,299x809x1,956 mm / Internal : 1,199x699x1,535 mm
- Matching Freezer Available : TGF-47SDW
- Temperature : 0°C – 10°C
- Weight : 196Kg
- Container Stuffing (20FT/40FT) : 10 / 20



**TGM-72SDV**

- Capacity : 2,019l
- Shelves : 12EA
- Movement : Castors
- Dimension (WxDxH)mm : External : 1,981x809x1,956 mm / Internal : 1,891x709x1,556 mm
- Matching Freezer Available : TGF-72SDV
- Temperature : 0°C – 10°C
- Weight : 288Kg
- Container Stuffing (20FT/40FT) : 7 / 14





**TGF-5SDB**

- Capacity : 167l
- Shelves : 2EA
- Movement : Legs
- Dimension [WxDxH]mm : External : 635x590x775 mm / Internal : 525x475x665 mm
- Matching Refrigerator Available : TGM-5SDB
- Temperature : -24°C ~ -16°C
- Weight : 74Kg
- Container Stuffing [20FT/40FT] : 48 / 102

**TGF-10SDW**

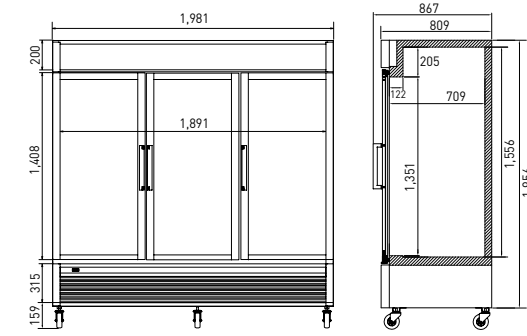
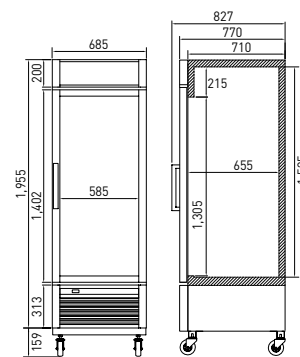
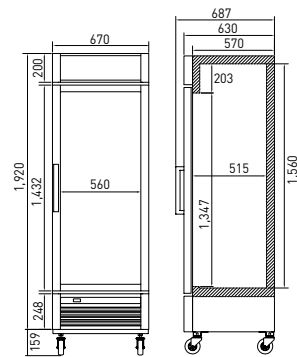
- Capacity : 263l
- Shelves : 3EA
- Movement : Legs
- Dimension [WxDxH]mm : External : 655x590x1,380 mm / Internal : 545x475x1,020 mm
- Matching Refrigerator Available : TGM-10SDW
- Temperature : -24°C ~ -16°C
- Weight : 111Kg
- Container Stuffing [20FT/40FT] : 24 / 48

**TGF-35SDW**

- Capacity : 1,048l
- Shelves : 8EA
- Movement : Castors
- Dimension [WxDxH]mm : External : 1,004x809x1,956 mm / Internal : 904x699x1,535 mm
- Matching Refrigerator Available : TGM-35SDW
- Temperature : -24°C ~ -16°C
- Weight : 206Kg
- Container Stuffing [20FT/40FT] : 12 / 24

**TGF-47SDV**

- Capacity : 1,308l
- Shelves : 8EA
- Movement : Castors
- Dimension [WxDxH]mm : External : 1,299x809x1,956 mm / Internal : 1,199x699x1,535 mm
- Matching Refrigerator Available : TGM-47SDV
- Temperature : -24°C ~ -16°C
- Weight : 232Kg
- Container Stuffing [20FT/40FT] : 10 / 20



**TGF-15SDV**

- Capacity : 450l
- Shelves : 4EA
- Movement : Castors
- Dimension [WxDxH]mm : External : 670x630x1,920 mm / Internal : 560x515x1,560 mm
- Matching Refrigerator Available : TGM-15SDV
- Temperature : -24°C ~ -16°C
- Weight : 131Kg
- Container Stuffing [20FT/40FT] : 21 / 45

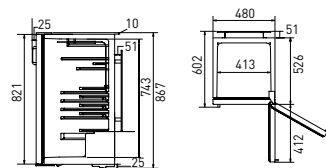
**TGF-23SDB**

- Capacity : 597l
- Shelves : 4EA
- Movement : Castors
- Dimension [WxDxH]mm : External : 685x770x1,955 mm / Internal : 585x655x1,332 mm
- Matching Refrigerator Available : TGM-23SDB
- Temperature : -24°C ~ -16°C
- Weight : 156Kg
- Container Stuffing [20FT/40FT] : 18 / 39

**TGF-72SDB**

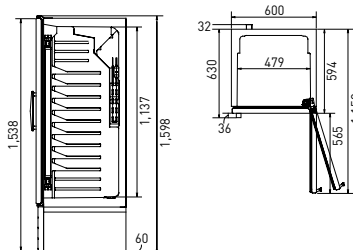
- Capacity : 2,019l
- Shelves : 12EA
- Movement : Castors
- Dimension [WxDxH]mm : External : 1,981x809x1,956 mm / Internal : 1,891x709x1,556 mm
- Matching Refrigerator Available : TGM-72SDB
- Temperature : -24°C ~ -16°C
- Weight : 371Kg
- Container Stuffing [20FT/40FT] : 7 / 14





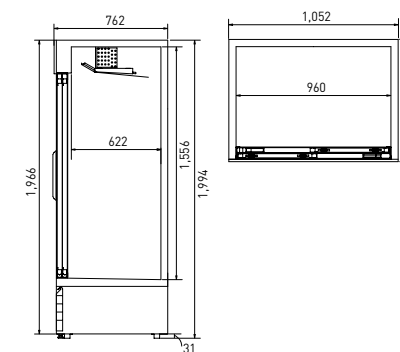
**FRS-145R**

- Capacity : 117L
- Shelves : 4EA
- Movement (Front / Back) : Leg / Comp Base
- Dimension (W×D×H)mm : External : 486×589×879 mm  
Internal : 394×432×737 mm
- Temperature : 0°C – 8°C
- Weight : 32Kg
- Container Stuffing (20FT/40FT) : 112 / 234



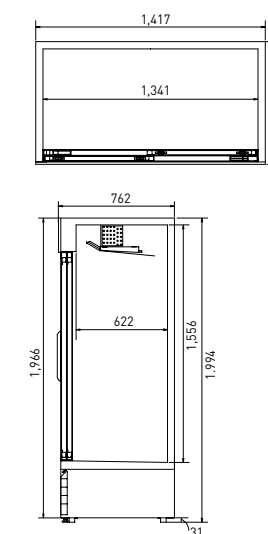
**FRS-300RP**

- Capacity : 366L
- Shelves : 4EA
- Movement (Front / Back) : Leg / Comp Base
- Dimension (W×D×H)mm : External : 600×594×1,598 mm  
Internal : 479×437×1,124 mm
- Temperature : 0°C – 8°C
- Weight : 76Kg
- Container Stuffing (20FT/40FT) : 27 / 54



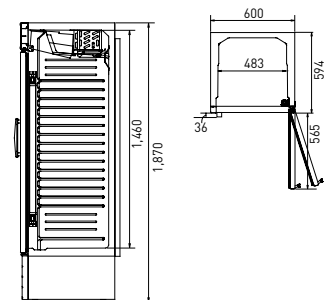
**FRS-1000R**

- Capacity : 951L
- Shelves : 8EA
- Movement (Front / Back) : Casters
- Dimension (W×D×H)mm : External : 1,052×762×1,994 mm  
Internal : 960×622×1,556 mm
- Temperature : 0°C – 8°C
- Weight : 192Kg
- Container Stuffing (20FT/40FT) : 14 / 28



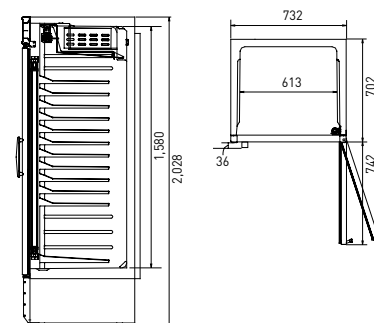
**FRS-1300R**

- Capacity : 1,250L
- Shelves : 8EA
- Movement (Front / Back) : Casters
- Dimension (W×D×H)mm : External : 1,417×762×1,994 mm  
Internal : 1,341×622×1,556 mm
- Temperature : 0°C – 8°C
- Weight : 212Kg
- Container Stuffing (20FT/40FT) : 10 / 23



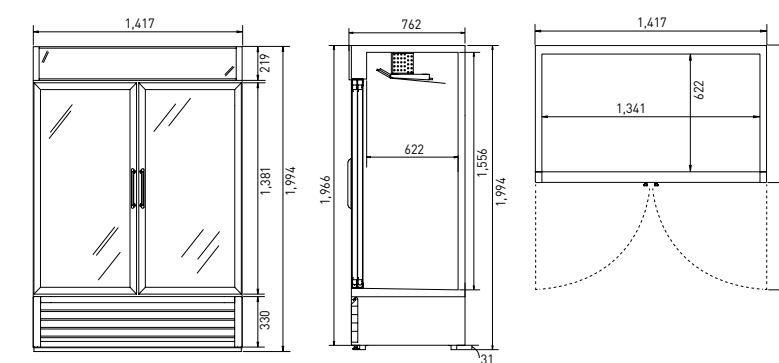
**FRS-401RNP**

- Capacity : 420L
- Shelves : 4EA
- Movement (Front / Back) : Leg / Comp Base
- Dimension (W×D×H)mm : External : 600×594×1,870 mm  
Internal : 483×430×1,270 mm
- Temperature : 0°C – 8°C
- Weight : 93Kg
- Container Stuffing (20FT/40FT) : 27 / 54



**FRS-600RP**

- Capacity : 602L
- Shelves : 4EA
- Movement (Front / Back) : Leg / Comp Base
- Dimension (W×D×H)mm : External : 732×702×2,028 mm  
Internal : 613×410×1,556 mm
- Temperature : 0°C – 8°C
- Weight : 104Kg
- Container Stuffing (20FT/40FT) : 21 / 45



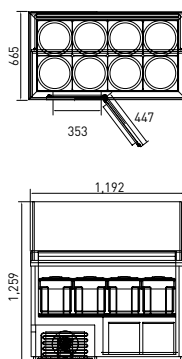
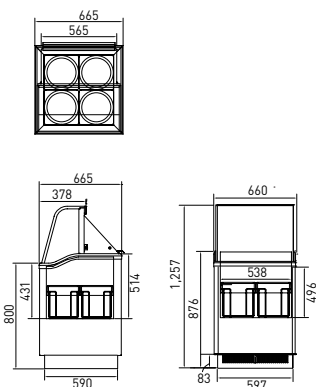
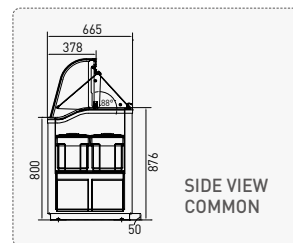
**FRS-1350R**

- Capacity : 1,315L
- Shelves : 8EA
- Movement (Front / Back) : Casters
- Dimension (W×D×H)mm : External : 1,417×813×1,994 mm / Internal : 1,341×622×1,556 mm
- Temperature : 0°C – 8°C
- Weight : 226Kg
- Container Stuffing (20FT/40FT) : 10 / 21

# GLASS DOOR ICE CREAM DIPPING CABINET



**OPTION**  
DIPPER WELL

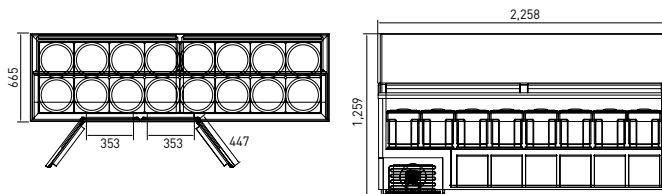
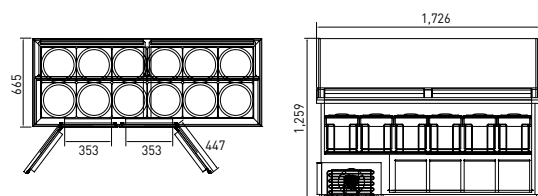


## TIDC-26W

- Capacity : 150l
- Shelves : 4EA
- Container Stuffing (20FT/40FT) : 24 / 48
- Dimension (W×D×H)mm : External : 660×665×1,257 mm  
Internal : 540×536×479 mm
- Temperature : -23°C ~ -13°C
- Weight : 78Kg

## TIDC-47W

- Capacity : 300l
- Shelves : 8EA
- Container Stuffing (20FT/40FT) : 12 / 27
- Dimension (W×D×H)mm : External : 1,192×665×1,259 mm  
Internal : 1,071×536×497 mm
- Temperature : -23°C ~ -13°C
- Weight : 135Kg



## TIDC-70W

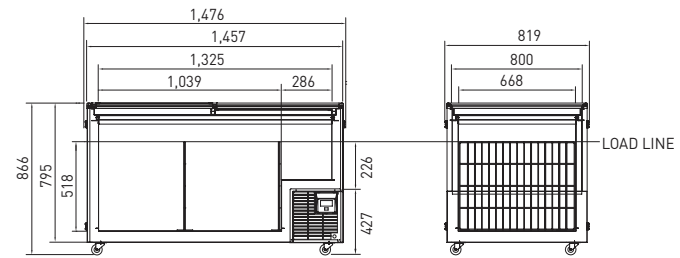
- Capacity : 450l
- Shelves : 12EA
- Container Stuffing (20FT/40FT) : 9 / 18
- Dimension (W×D×H)mm : External : 1,726×665×1,259 mm  
Internal : 1,665×536×497 mm
- Temperature : -23°C ~ -13°C
- Weight : 190Kg

## TIDC-91W

- Capacity : 600l
- Shelves : 16EA
- Container Stuffing (20FT/40FT) : 6 / 12
- Dimension (W×D×H)mm : External : 2,258×665×1,259 mm  
Internal : 2,197×536×497 mm
- Temperature : -23°C ~ -13°C
- Weight : 250Kg

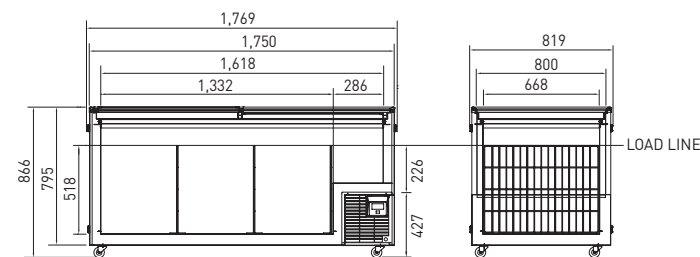
GLASS DOOR  
**ICE CREAM FREEZER**

MEMO



**FS-580F**

- Capacity : 578L
- Weight : 95Kg
- Dimension (W × D × H)mm : External : 1,476 × 819 × 866 mm / Internal : 1,325 × 667 × 591 mm
- Temperature : -30°C ~ -20°C
- Container Stuffing (20FT/40FT) : 14 / 30



**FS-720F**

- Capacity : 718L
- Weight : 110Kg
- Dimension (W × D × H)mm : External : 1,769 × 819 × 866 mm / Internal : 1,618 × 667 × 597 mm
- Temperature : -30°C ~ -20°C
- Container Stuffing (20FT/40FT) : 12 / 24



---

MEMO



*We are creating energy,  
by reducing  
energy consumption.*

**As a commercial refrigerator manufacturer, we always consider environmental well-being. Turbo Air engineers constantly strive to improve energy efficiency without compromising performance.**

REFRIGERATOR MANUFACTURER  
**Turbo air**